

Applications


The Lyon's rope blocks permits lifting or deviation, without height or distance limits (these limits depend only on the length of the rope / wire-rope)

The Lyon's blocks are composed in two parts :

- An upper block, equipped with a becket and destined to be installed on a anchoring point (fixed or mobile)
- A lower block on which the load to be lifted or deviated is installed

These 2 parts, assembled on a rope, constitute together a device which limits the work load.

*The block's cast iron and nylon sheaves are rotation free.
The block's suspension is fitted with a swivel hook with safety latch.*



Description

The Lyon's rope blocks are delivered without a rope.

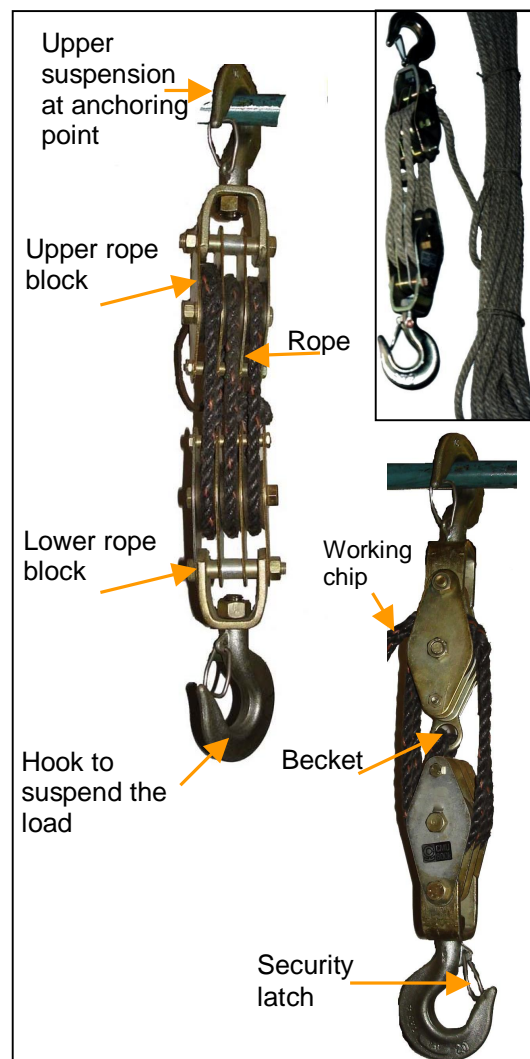
This device is a non opening block: the rope is installed by pulling one of its ends between bearing flanges. To finish the assembly, fix the end of the cords in a secure way (with a shackle for instance) at the becket of the upper hook.

The block with the becket (rep. 1) has to be placed on the anchorage point and the other block takes the load. (rep. 2) The blocks are equipped with a security latch for an easy and quick placement.

It is important to control if the anchoring point (fixed or mobile) of the upper part of the block meets the required minimum mechanical resistance and that it assures that the device can not slip out of its hanging point (translation stop).

Technical characteristics

- Ultimate load 4 times the Working Load Limit (WLL).
- Zinc bichromated coating as finishing.





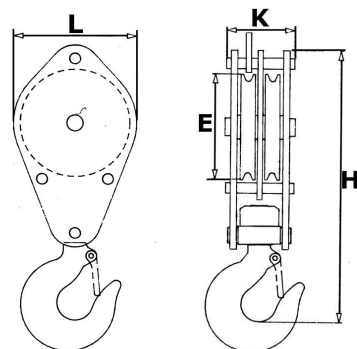
Caractéristiques dimensionnelles

WLL* kg	Ø Rope / wire- rope	Number of sheaves	Ext .Ø Sheave	Hook bowl to top	Overall thickness	Flange's length	Weight/ pair kg	Ref.
			E	H	K	L		
125	8	3	32	147	47	35	0,7	D080L⁽¹⁾
160	10	2	40	182	45	45	0,9	D082L⁽¹⁾ D083L⁽²⁾
250	10	3	40	188	59	45	1,3	D085L⁽¹⁾ D086L⁽²⁾
320	12	2	50	212	57	55	1,8	D088L⁽¹⁾ D089L⁽²⁾
500	12	3	50	211	74	55	2,4	D091L⁽¹⁾ D092L⁽²⁾

* Work Load Limit at lifting the block

Dimensions in mm

⁽¹⁾ types with nylon sheaves / ⁽²⁾ types with cast iron sheaves



Unallowed utilisations

- **NEVER USE FOR PERSONNEL LIFTING.**
- **The operator is not authorised to release the rope when a load is attached.**
- It is strictly forbidden to either stand or walk under the load.
- Always use an appropriate rope (size, length and capacity)
- Always suspend the load at the block's side without the becket (rep. 2)
- Never use the rope block without a prior check of it's good state. (Pay special attention to : presence of all components, wobble and excessive clearance in the sheave and free rotation, no deformations)
- Never use the rope block without prior verification that the hook's security latch is present and in perfect state.
- Ensure that the load and the anchoring point of the device are aligned freely
- Charlet rope blocks allow operations with a high safety level. Make sure that the people in charge meet the safety requirements of these operations.

Determination of the load at the upper suspension

Mechanical resistance of the upper block's anchorage point must at least correspond to the WLL of the block's upper suspension :

Ref.	Sheave number	WLL of the lifting blocks (kg)	Load at the upper suspension (kg)
D080L	3 (nylon)	125	170
D082L	2 (nylon)	160	240
D083L	2 (fonte)	160	240
D085L	3 (nylon)	250	340
D086L	3 (fonte)	250	340
D088L	2 (nylon)	320	480
D089L	2 (fonte)	320	480
D091L	3 (nylon)	500	670
D092L	3 (fonte)	500	670