

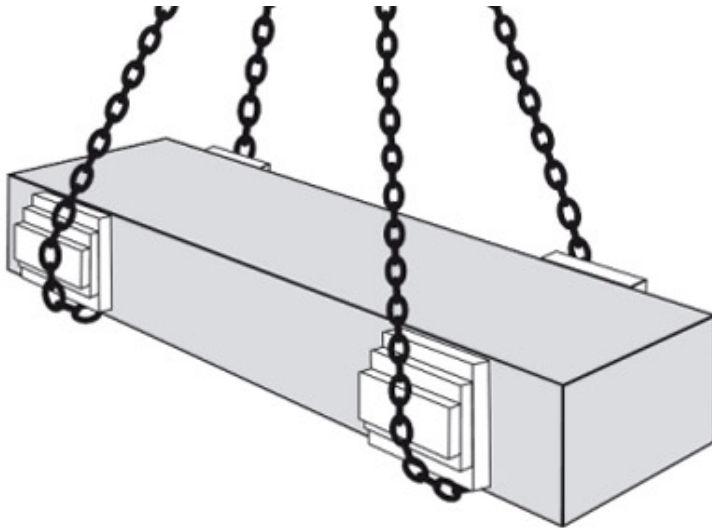
## Safe Use of Grade 8 Chain Slings

As with all lifting equipment, Chain Slings should be inspected by a responsible person before each period of use. If a defect is found the chain sling should be returned to your local distributor where a competent person will repair the sling.

Chain Slings are classified as a "lifting accessory" and are covered by LOLER. As such all chain slings should be thoroughly examined by a competent person at periods not exceeding 6 months.

Chain Slings should not be used unless they are accompanied by a valid declaration of conformity or a certificate of thorough examination.

Temperature of Chain	Reduction in Load Limit while heated	Permanent Reduction in Working Load Limit
-40°C - 200°C	None	None
Over 200°C to 300°C	10%	None
Over 300°C to 400°C	25%	None
Over 400°C	DO NOT USE	



### Acidic Conditions

Hackett Grade 8 Chain Slings should not be in or near acidic or caustic solutions due to the risk of hydrogen embrittlement.

### Edge Loading and Packing

Chain is designed to support a load in a straight line. Never tie knots in the chain and always make sure chain is free from twists before putting it under tension. Where chain has to pass round a sharp corner use suitable packaging to give the chain protection.

## Edge Loadings: Applicable to load lifting and load lashing



$r = \text{more than } 2 \times \text{chain size}$   
1



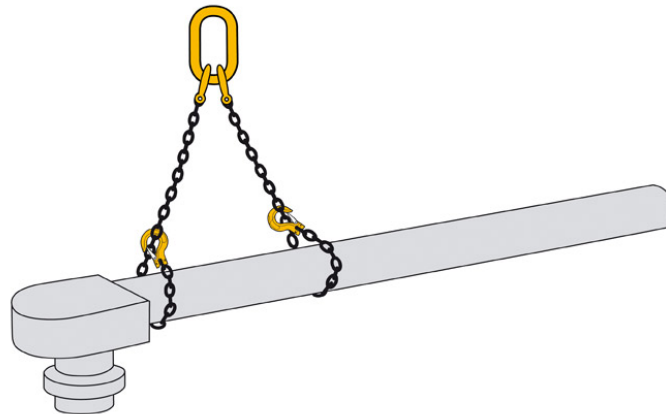
$r = \text{more than chain size}$   
0.7



NOT RECOMMENDED  
WITHOUT CORNER PROTECTION

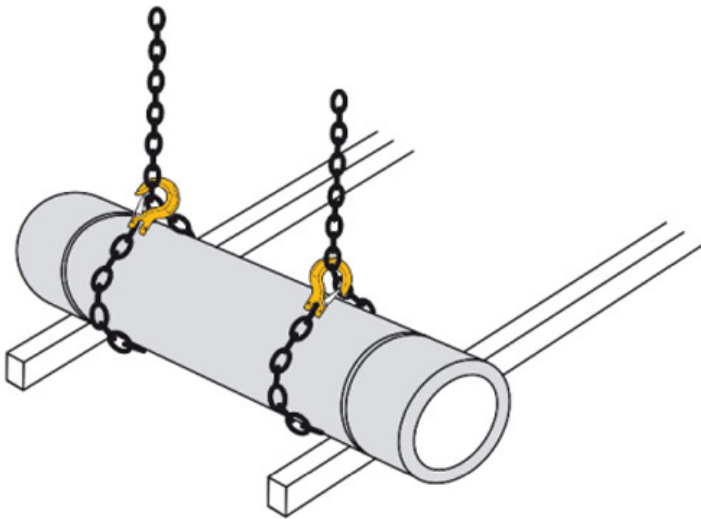
## Balancing the load

To ensure a level lift the crane should be vertically above the centre of gravity of the load. If in doubt, lift just clear of the ground. If the load tilts, land the load and re-position the sling.



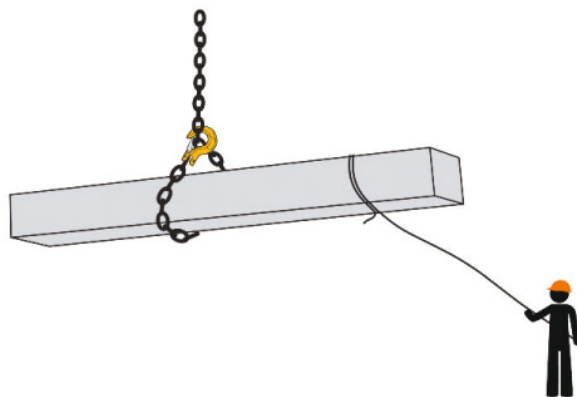
## Landing the load

Always have a prepared landing site ready to receive the load. Never lower the load onto the chain. If necessary, use timber battens to rest the load on so that the chain may be easily pulled from under the load.



## Controlling the load

Slingers should attach a tag line to control movement of the load during the lift.



## Sling storage

When lifting operations are finished, slings must be stowed on a purpose made rack where they will be safe from damage.

