

# TAG/TWG 'WIDE JAW' VERTICAL CLAMPS



The **TAG universal clamps** are extremely versatile. They have a large jaw capacity that enables them to be used on a multitude of applications such as loading machine tools, steel constructions, welding and numerous assembly functions. The design means that they do not require additional chain slings and are very easy and simple to use.

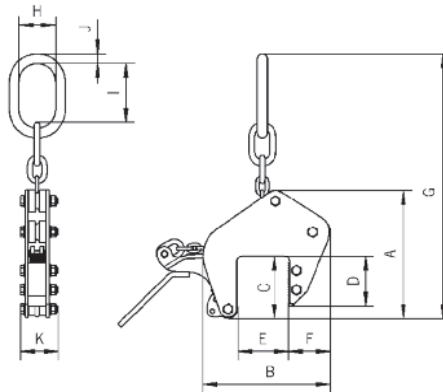
The automatic gripping force is retained by a positive tension jaw spring, even if there is slack in the chain. The clamps are also fitted with a 'Quick-Open' lever for ease of loading and unloading.

These clamps are service-friendly, making it easy to exchange parts, which are readily available. Clamp repairs are available through the factory, or can be done by a competent person.

**Protective lined jaws, for non-marking, can be fitted up to 1250kg WLL.**





TAG 750/100



Model	WLL kg*	Jaw capacity mm	A mm	B mm	C mm	D mm	E mm	F mm	G mm	H mm	I mm	J mm	K mm	Weight kg*
TAG 350/100	35 - 350	0 - 100	264	259	128	100	100	85	550	75	121	20	78	9
TAG 350/200	35 - 350	90 - 200	382	434	195	156	200	120	760	75	121	20	90	14
TAG 750/100	75 - 750	0 - 100	264	259	128	100	100	85	550	75	121	20	83	9
TAG 750/200	75 - 750	90 - 200	382	434	195	156	200	120	760	75	121	20	90	15
TAG 1250/100	125 - 1250	0 - 100	320	289	128	100	100	85	570	75	121	20	83	15
TAG 1250/200	125 - 1250	90 - 200	382	434	195	156	200	120	760	75	121	20	90	26
TAG 2000/100	200 - 2000	0 - 100	328	415	135	115	100	105	571	75	121	20	105	22
TAG 2000/200	200 - 2000	90 - 200	375	515	195	165	200	160	750	75	121	20	105	30
TAG 3000/90	360 - 3000	5 - 90	297	290	136	106	90	91	570	82	111	32	137	25.5
TAG 5000/90	600 - 5000	5 - 90	297	290	136	106	90	91	570	82	111	32	147	30
TWG 350/100	35 - 350	30 - 100	264	209	129	100	100	35	550	75	121	20	78	11
TWG 350/200	35 - 350	100 - 200	382	354	195	156	200	40	760	75	121	20	90	16
TWG 750/100	75 - 750	30 - 100	264	209	128	100	100	35	550	75	121	20	83	11
TWG 750/200	75 - 750	100 - 200	382	354	195	156	200	40	760	75	121	20	90	16
TWG 1250/100	125 - 1250	30 - 100	320	255	128	100	100	51	570	75	121	20	83	16
TWG 1250/200	125 - 1250	100 - 200	382	374	195	156	200	60	760	75	121	20	90	23
TWG 2000/100	200 - 2000	30 - 100	328	383	135	115	100	73	571	75	121	20	105	23
TWG 2000/200	200 - 2000	100 - 200	375	435	195	165	200	80	750	75	121	20	105	31

\*Per clamp.



\* Model: TWG

TWG universal grab is a variation of the TAG. It is specially designed with a small outside measurement for use on hard to reach places such as loading billets on to a lathe etc.